


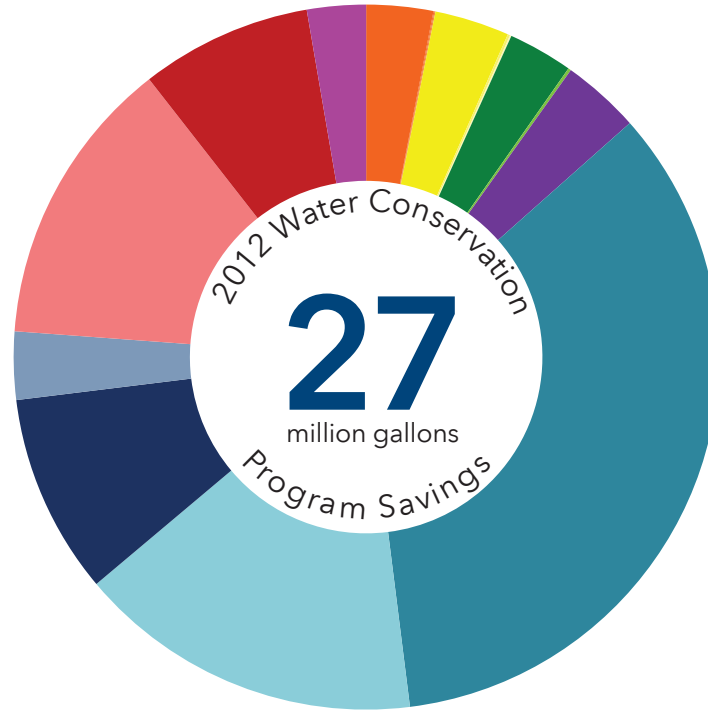
2012 Water Conservation Report

Visalia District



Cal Water's conservation programs are broad in scope and implemented with the goal of meeting 2020 urban water use reduction requirements. Approximately 27 million gallons (MG) of water were conserved through the programs implemented in 2012. These programs are expected to save 195 MG over their lifetime.

- Single-Family Residential High-Efficiency Toilet Rebates
- Multi-Family Residential High-Efficiency Toilet Rebates
- Commercial High-Efficiency Toilet Rebates
- Single-Family High-Efficiency Clothes Washer Rebates
- Multi-Family Residential High-Efficiency Clothes Washer Rebates
- Commercial High-Efficiency Clothes Washer Rebates
- Single-Family Residential Smart Controller Rebates
- Commercial Smart Controller Rebates
- Single-Family Residential Surveys
- Single-Family High-Efficiency Sprinkler Nozzle Program
- Commercial High-Efficiency Sprinkler Nozzle Program
- Single-Family Residential Conservation Kits
- Multi-Family Residential Conservation Kits
- Living Wise School Education Program
- Large Landscape Water Use Reports
- Large Landscape Surveys



High-Efficiency Sprinkler Nozzle Program

12,845 nozzles distributed & 13 MG conserved in 2012. Expected lifetime savings of 134 MG over a 10 year product life.

●●●●●●●●●●●●●●●●

LivingWise School Education Program

801 kits distributed & 4 MG conserved in 2012. Expected lifetime savings of 13 MG over a 5 year product life.

●●●●

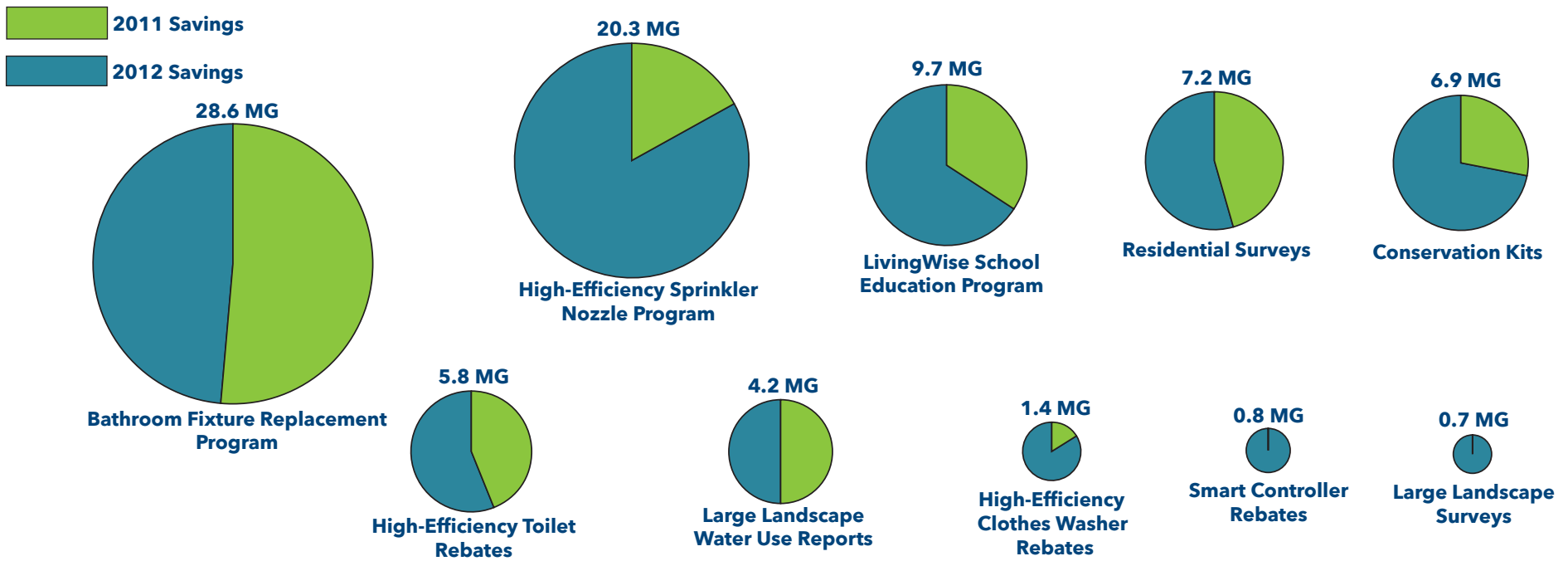
Conservation Kits

742 kits distributed & 3 MG conserved in 2012. Expected lifetime savings of 12 MG over a 5 year product life.

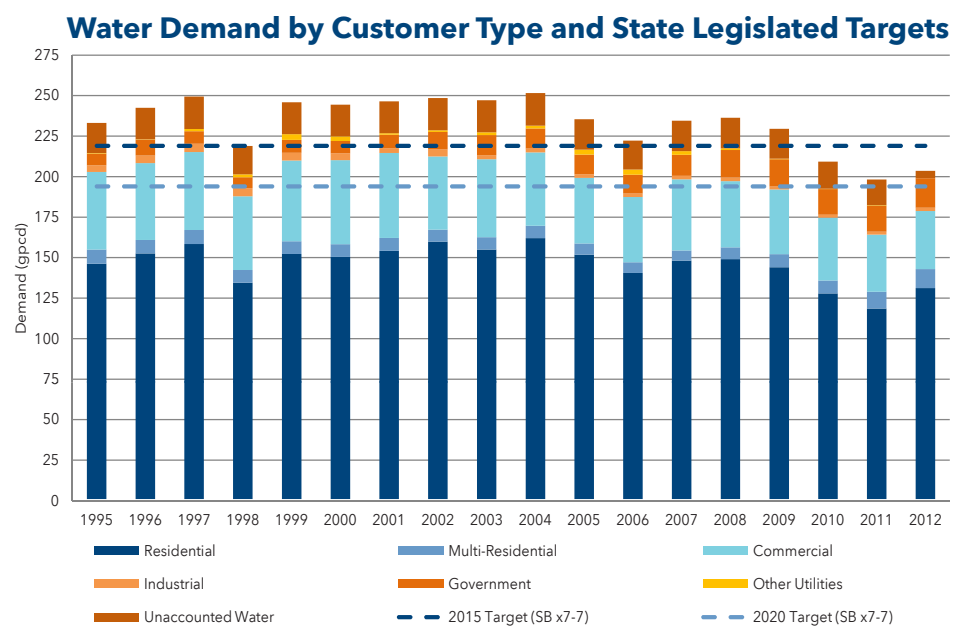
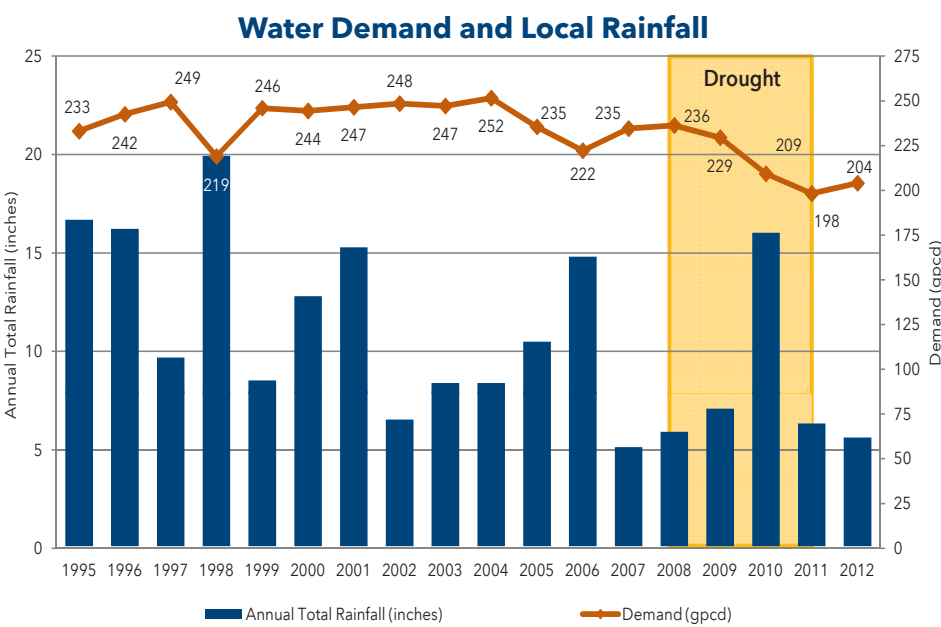
●●●

● = 1 MG of active savings in 2012

Cumulative Savings - Water savings from most of the existing conservation programs continue well after implementation. In Visalia, more than 85 MG of water have been conserved as a result of programs implemented in 2011 and 2012.



Statewide policies and agreements mandate water utilities to significantly reduce per capita urban water demand by 2020. Over the last several years water use has trended down. Changes in demand can be attributed to a number of factors, including, but not limited to, economic conditions, public awareness, climate, and implementation of conservation programs.



gpcd = gallons per capita per day

**Use water wisely.
It's essential.**

