
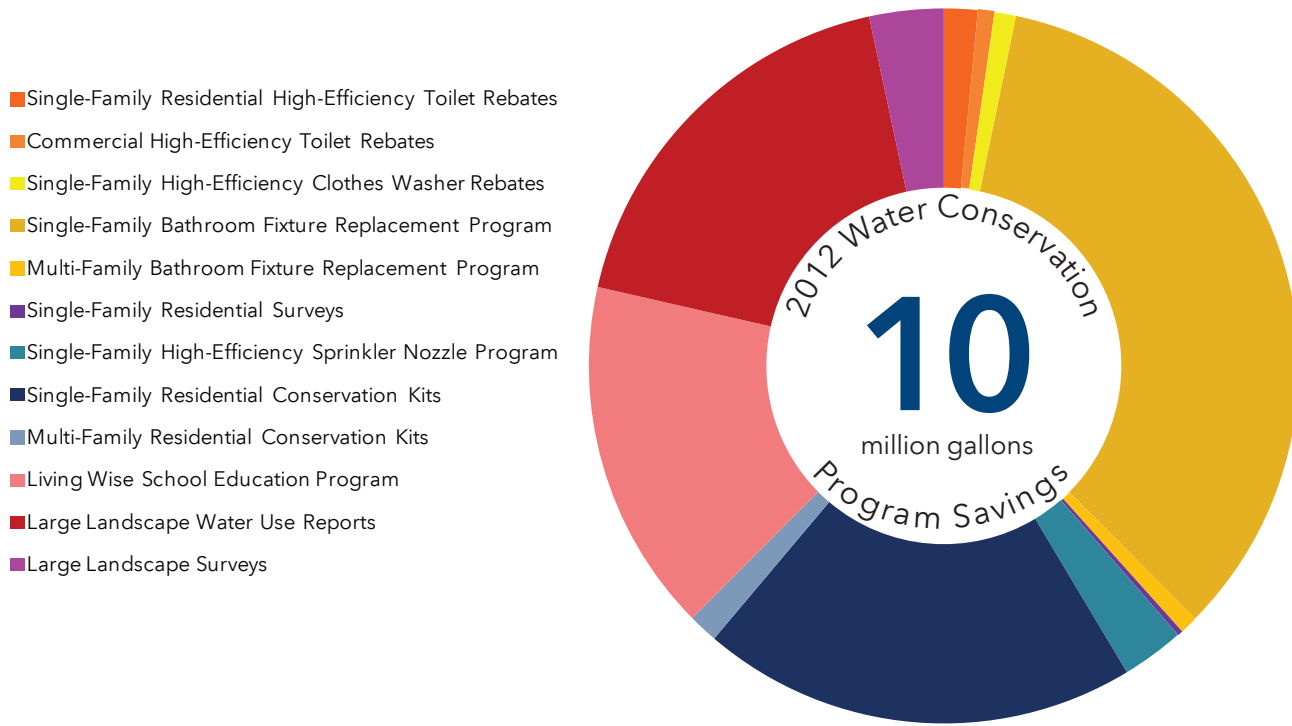


2012 Water Conservation Report

East Los Angeles District



Cal Water's conservation programs are broad in scope and implemented with the goal of meeting 2020 urban water use reduction requirements. Approximately 10 million gallons (MG) of water were conserved through the programs implemented in 2012. These programs are expected to save 71 MG over their lifetime.



Bathroom Fixture Replacement Program

395 toilets installed & 3 MG conserved in 2012. Expected lifetime savings of 48 MG over a 25 year product life.



Conservation Kits

474 kits distributed & 2 MG conserved in 2012. Expected lifetime savings of 8 MG over a 5 year product life.



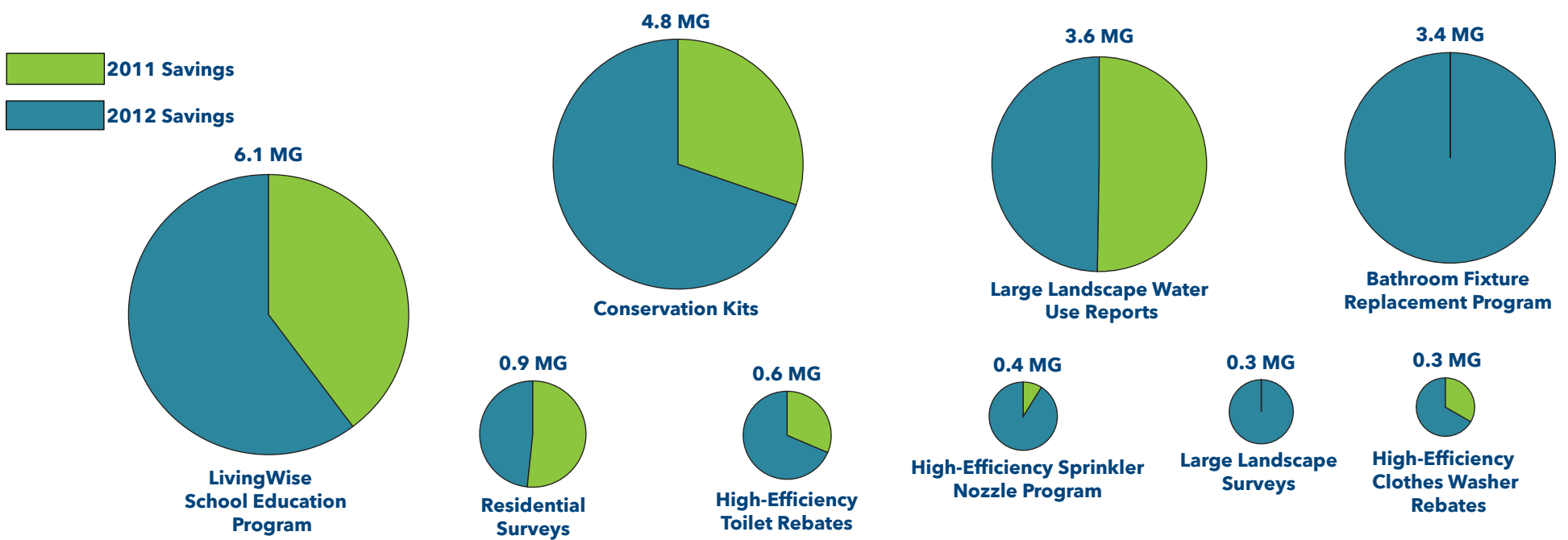
Large Landscape Water Use Reports

55 reports completed & 2 MG conserved in 2012. Expected lifetime savings of 2 MG over a 1 year product life.



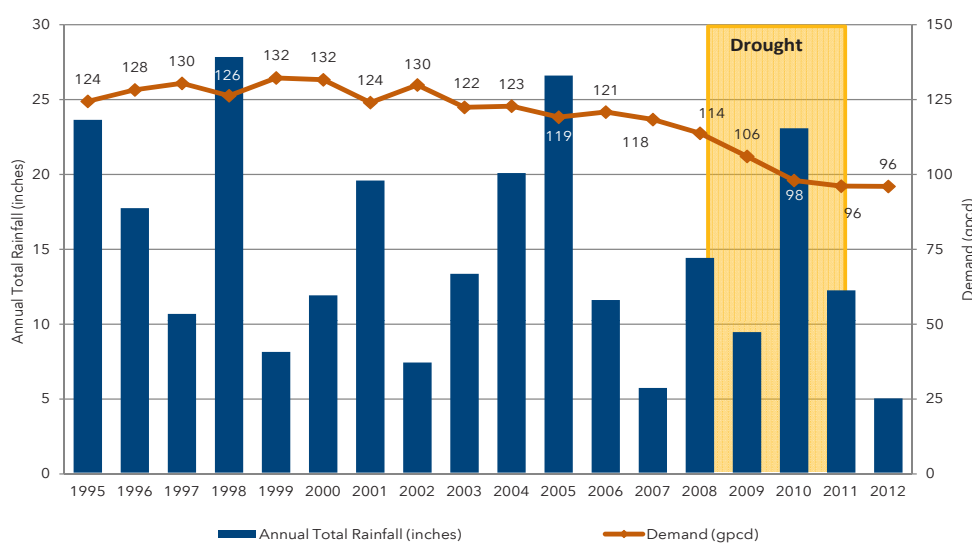
◆=1 MG of active savings in 2012

Cumulative Savings - Water savings from most of the existing conservation programs continue well after implementation. In East Los Angeles, more than 20 MG of water have been conserved as a result of programs implemented in 2011 and 2012.

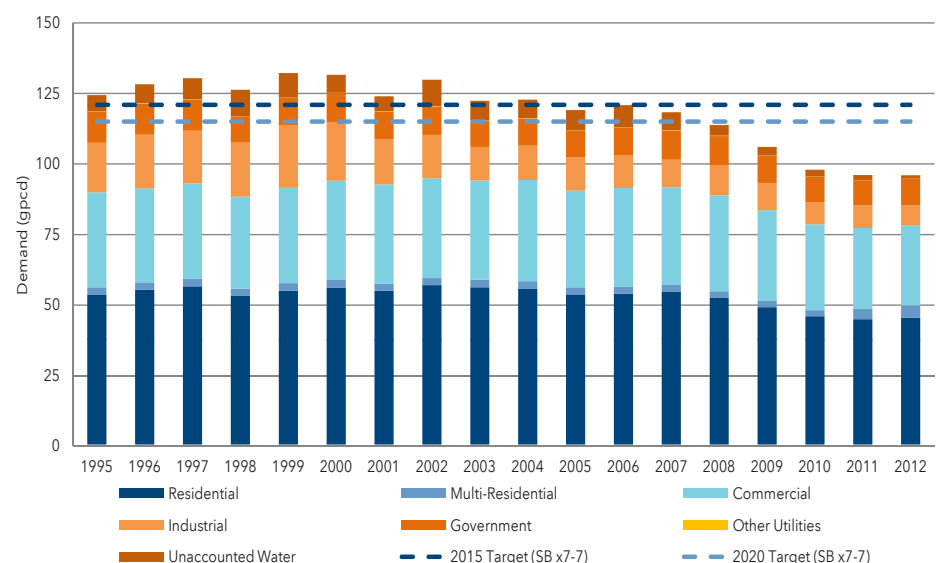


Statewide policies and agreements mandate water utilities to significantly reduce per capita urban water demand by 2020. Over the last several years water use has trended down. Changes in demand can be attributed to a number of factors, including, but not limited to, economic conditions, public awareness, climate, and implementation of conservation programs.

Water Demand and Local Rainfall



Water Demand by Customer Type and State Legislated Targets



gpcpd = gallons per capita per day

**Use water wisely.
It's essential.**

