



# 2025

## WATER QUALITY REPORT

---

**SALINAS  
DISTRICT**

Las Lomas System

Este informe contiene información muy importante sobre su agua potable. Tradúzcalo o hable con alguien que lo entienda bien.

# TABLE OF CONTENTS

## 2 | TABLE OF CONTENTS

WELCOME  
YOUR WATER  
2025 RESULTS  
MORE INFO

### WELCOME

### YOUR WATER SYSTEM

The Water Quality Lab  
Cross-Connection Control  
DWSAPP

### YOUR 2025 RESULTS

Fluoride  
Water Hardness  
Hexavalent Chromium  
Possible Contaminants  
About Lead  
PFAS  
Key Definitions  
Water Quality Table

### THANK YOU

Online Resources



# WELCOME

At California Water Service (Cal Water), we've been dedicated to providing "Trust on Tap" for 100 years. That's delivering safe, clean, reliable water our customers and communities can trust—24 hours per day, 7 days per week, 365 days per year since 1926. We treat the water to make it safe to use and drink, test it to confirm it meets all standards, and stay on top of emerging water quality regulations, focusing on your water so you don't have to.

Throughout our history, we've approached evolving water quality issues and standards with resilience, ingenuity, and commitment, overcoming challenges time and time again to protect our customers' health and safety. For example, as regulations become more stringent, we prepare early and will add or adjust treatment as needed to confirm that the water we deliver meets or surpasses all standards. I encourage you to read this year's local water quality report, formally called your Consumer Confidence Report. It details any constituents detected in your water supply in 2025 and shows how your water compares to federal and state standards. It also provides information on current hot topics and steps we take to protect your water.

**NOTABLY, IN THIS SYSTEM IN 2025, WE CONDUCTED 2,132 TESTS ON 273 WATER SAMPLES FOR 225 CONSTITUENTS. WE ARE PLEASED TO CONFIRM THAT WE MET EVERY PRIMARY AND SECONDARY FEDERAL AND STATE WATER QUALITY STANDARD LAST YEAR.**

But, our promise to provide quality, service, and value means more than just treating and testing water. It means maintaining and upgrading the water system infrastructure needed to transport water from its source through a vast network of pumps, tanks, and pipes to your tap. It means having expert professionals available both to assist with routine services safely and efficiently, and to handle emergencies that could arise in the middle of the night. It also means that, even as costs keep increasing nationwide, we do everything we can to operate as efficiently as possible to keep your water service affordable. It is this commitment to serving you that will take us into the next 100 years.

If you have any questions, we are here to help. You can contact your local office by phone or by using the Contact Us form at [www.calwater.com](http://www.calwater.com). You can also get water service news on our web site, in your monthly bill, and via our Facebook, X, and Instagram pages. Please also keep your contact information up to date by visiting [ccu.calwater.com](http://ccu.calwater.com) or [myaccount.calwater.com](http://myaccount.calwater.com) so you can receive emergency and other important information.

This water quality report includes selected photos from across the past 100 years. As we celebrate our centennial, we look back on the legacy that is the foundation for our future success. To learn more about our century of service, we invite you to visit [100years.calwatergroup.com](http://100years.calwatergroup.com).

Sincerely,  
Brenda Granillo, District Manager, Salinas District



**Salinas District**  
**254 Commission Street**  
**Salinas, CA 93901**  
**(831) 757-3644**

## ACTION ITEMS

**There were no significant issues in your water system in 2025, and we have no recommended action items for our customers in this area.**



## YOUR WATER

Cal Water has provided high-quality water utility services in the Salinas area since 1962, and to Las Lomas since 1988. Our Las Lomas customers receive groundwater produced by two wells, each with hexavalent chromium treatment installed, and delivered to customers through a distribution system that includes three storage tanks and four booster pumps. In 2025, a new storage tank was brought online.

Our company-wide water quality assurance program includes vigilant monitoring throughout our systems and testing at our state-of-the-art laboratory. Additionally, we proactively maintain and upgrade facilities to provide a reliable, high-quality supply.

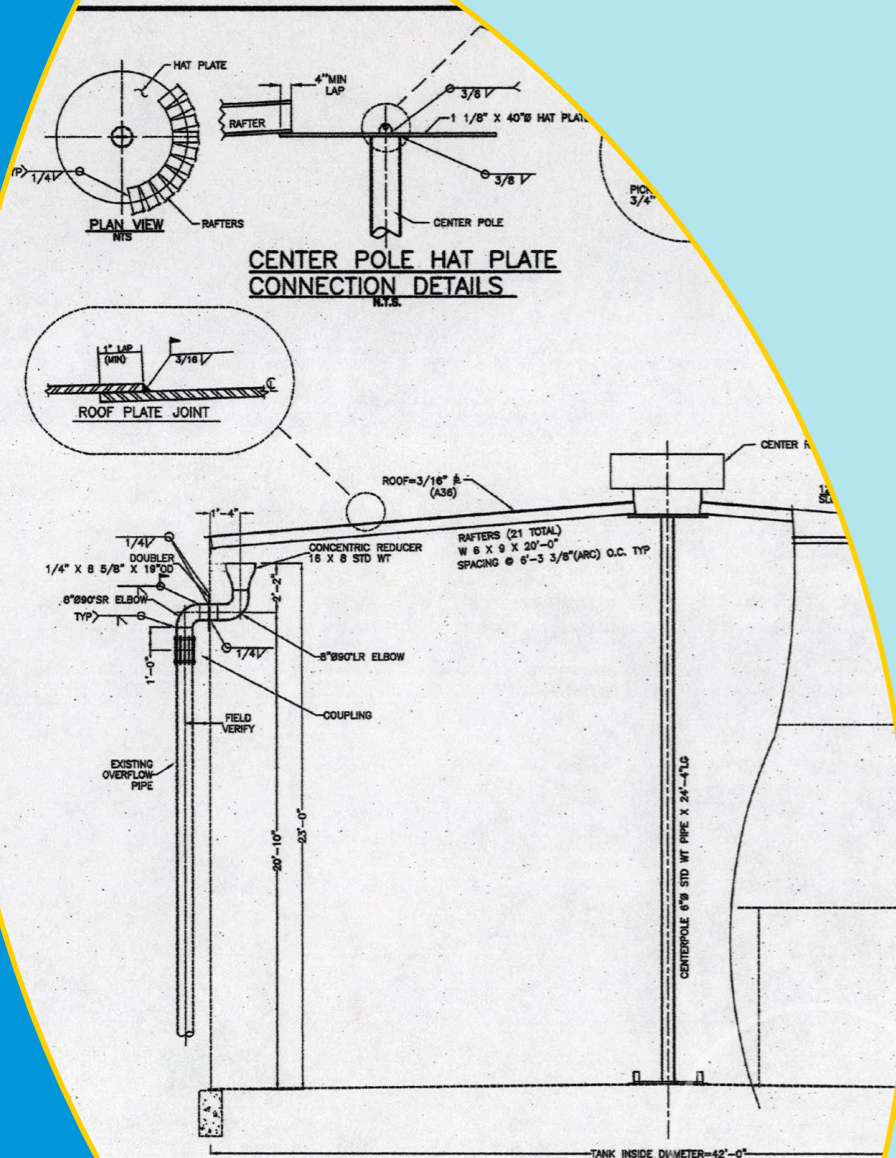
## CHLORINATION

Chlorination is the addition of chlorine to drinking water systems. It is the most common type of drinking water disinfection, killing bacteria, viruses, and other microorganisms that cause disease or immediate illness. Chlorine is effective and continues to keep water safe as it travels through pipes to consumers.

## WATER RESOURCE SUSTAINABILITY

Cal Water helps our customers conserve water by offering programs and incentives to reduce indoor and outdoor water use, develop more efficient habits, and educate the next generation about the importance of managing water resources sustainably. We also continue to invest diligently in our infrastructure to reduce the amount of water lost to pipeline leaks and, in 2022, completed an updated assessment of the impacts of climate change on water supply and demand. Whether in wet or dry years, it's important that we make saving water every day a way of life. Using water wisely will ensure that we have enough water in periods of drought and for generations to come.

Visit [www.calwater.com/conservation](http://www.calwater.com/conservation) for details.



If you have any questions or concerns, please contact our local office by phone at (831) 757-3644 or through the Contact Us link at [www.calwater.com](http://www.calwater.com).

## THE WATER QUALITY LAB

Water professionals collect samples from throughout the water system for testing at our recently upgraded, state-of-the-art water quality laboratory, which is certified each year through the stringent Environmental Laboratory Accreditation Program (ELAP).

Our laboratory team tests the water for 326 constituents with equipment so sensitive it can detect levels as low as one part per trillion. In order to maintain the ELAP certification, all of our scientists must pass blind-study proficiency tests for every water quality test performed. Water quality test results are entered into our Laboratory Information Management System (LIMS), a sophisticated software program that enables us to react quickly to changes in water quality and analyze water quality trends in order to plan effectively for future needs.

## CROSS-CONNECTION CONTROL

Cal Water has a robust cross-connection control program that protects the high-quality water we deliver. Cross-connection control is critical so that activities on customers' properties do not affect the public water system. Our certified cross-connection control specialists confirm that existing backflow prevention assemblies are tested annually, identify the risk posed by service connections, and enforce and manage the installation of new commercial and residential assemblies.

Backflow is the undesired or unintended reversal of flow of water and/or other liquids, gases, or other substances into the public water supply. Backflow can occur when certain pressure conditions exist within the public water system or a customer's plumbing, so our customers are our first line of defense to prevent it. A minor home improvement project—without the proper protections—can create a potentially hazardous situation, so careful adherence to plumbing codes and standards will help keep the community's water supply safe. Please be sure to utilize the advice or services of a qualified plumbing professional.

Many water-use activities involve substances that, if allowed to enter the distribution system, would be aesthetically displeasing or could even present health concerns.

### Some common cross-connections are:

- Garden hoses connected to a hose bib without a simple hose-type vacuum breaker (available at a home improvement store).
- Improperly installed toilet tank fill valves that do not have the required air gap between the valve or refill tube.
- Landscape irrigation systems that do not have the proper backflow prevention assembly installed on the supply line.

The list of materials that could potentially contaminate the water system is vast. According to the United States Environmental Protection Agency (EPA), a wide variety of substances have contaminated drinking water systems throughout the country because of poor cross-connection control. Examples include:

- Antifreeze from a heating system.
- Lawn chemicals from a garden hose or sprinkler head.
- Blue water from a toilet tank.
- Carbonated water from a soda dispenser.


Customers must check that all plumbing is in conformance with local plumbing codes. Additionally, state law requires certain types of facilities to install and maintain backflow prevention assemblies at the water meter. Cal Water's cross-connection control staff will determine whether you need to install a backflow prevention assembly based on water use at your location.

In 2002, Cal Water submitted to the Division of Drinking Water (DDW) a Drinking Water Source Assessment and Protection Program (DWSAPP) report for each water source in the water system. The DWSAPP report identifies possible sources of contamination to aid in prioritizing cleanup and pollution prevention efforts. All reports are available for viewing or copying at our office.

**The water sources in the Las Lomas system are considered most vulnerable to:**

- Animal feeding operations
- Agriculture
- Wastewater
- Fertilizer/pesticide/herbicide applications
- Stormwater
- Wells (water supply, agricultural, irrigation)
- Historic gas stations
- Above-ground storage tanks
- Drinking water treatment plants
- High-density housing

We encourage customers to join us in our efforts to prevent water pollution and protect our most precious natural resource.



## FLUORIDE

State law requires Cal Water to add fluoride to drinking water if public funding is available to pay for it, and it is a practice endorsed by the American Medical Association and the American Dental Association to prevent tooth decay. In this area, low levels of fluoride occur naturally, and Cal Water doesn't add any to the water supply. Show the table in this report to your dentist to see if he or she recommends giving your children fluoride supplements.

## WATER HARDNESS

Hardness is a measure of the magnesium, calcium, and carbonate minerals in the water. Water is considered soft if its hardness is less than 75 parts per million (ppm), moderately hard at 75 to 150 ppm, hard between 150 and 300 ppm, and very hard at 300 ppm or higher.

Hard water is generally not a health concern, but it can have an impact on how well soap lathers and is significant for some industrial and manufacturing processes. Hard water may also lead to mineral buildup in pipes or water heaters.

Some people with hard water opt to buy a water softener for aesthetic reasons; however, some water softeners add salt to the water, which can cause problems at wastewater treatment plants. Additionally, people on low-sodium diets should be aware that some water softeners increase the sodium content of the water.

For more information on water hardness, visit [www.calwater.com/video/hardness](http://www.calwater.com/video/hardness).


**The current water quality table for your service area shows an average hardness of 257 ppm.**

## HEXAVALENT CHROMIUM

In April 2024, the State Water Resources Control Board (State Board) adopted the maximum contaminant level (MCL) of 10 ppb for chromium-6. This is the same MCL originally established in 2014 but withdrawn in 2017, after a California Superior Court ruled that the State Board did not sufficiently consider the economic feasibility of compliance. At Cal Water, we have already completed installation of treatment for our system, so water served to our customers meets the standard.

More information about fluoridation, oral health, and related issues can be found on the [DDW web site](http://www.calwater.com).

For general information on water fluoridation, visit us online at [www.calwater.com](http://www.calwater.com).



# POSSIBLE CONTAMINANTS

**All drinking water, including bottled water, may reasonably be expected to contain at least small amounts of some contaminants. The presence of contaminants does not necessarily indicate that water poses a health risk.**

More information about contaminants and potential health effects can be obtained by calling the EPA Safe Drinking Water Hotline at (800) 426-4791.

The sources of drinking water (both tap and bottled) include rivers, lake, streams, ponds, reservoirs, springs, and wells. As water travels over the surface of the land or through the ground, it dissolves naturally occurring minerals—and in some cases radioactive material—and can pick up substances resulting from the presence of animals or human activities. Prior to entering the distribution system, source water with constituents over maximum contaminant levels is treated to reduce levels and meet standards set by public health experts.

## **Contaminants that may be present in source water include:**

- Microbial contaminants, such as viruses and bacteria, which may come from sewage treatment plants, septic systems, agricultural livestock operations, and wildlife.
- Inorganic contaminants, such as salts and metals, which can be naturally occurring or result from urban stormwater runoff, industrial or domestic wastewater discharges, oil and gas production, mining, or farming.
- Pesticides and herbicides, which may come from a variety of sources such as agriculture, urban stormwater runoff, and residential uses.
- Organic chemical contaminants, including synthetic and volatile organic compounds, which are byproducts of industrial processes and petroleum production, and can also come from gas stations, urban stormwater runoff, agricultural applications, and septic systems.
- Radioactive contaminants, which can be naturally occurring or the result of oil and gas production and mining activities.

In order to keep tap water safe to drink, EPA and DDW prescribe regulations that limit the amount of certain contaminants in water provided by public water systems. Food and Drug Administration (FDA) regulations establish limits for contaminants in bottled water, which must provide the same protection for public health.

Some people may be more vulnerable to contaminants in drinking water than the general population. Immunocompromised people, such as those with cancer undergoing chemotherapy, those who have undergone organ transplants, and those with HIV/AIDS or other immune system disorders; some elderly people; and infants can be particularly at risk from infections. These people should seek advice from their health care providers about drinking water contaminants. EPA and Centers for Disease Control and Prevention (CDC) guidelines on appropriate means to lessen the risk of infection by *Cryptosporidium* and other microbial contaminants are available from the Safe Drinking Water Hotline.

**As the issue of lead in water continues to be top of mind for many Americans, Cal Water wants to assure you about the quality of your water. We are compliant with health and safety codes mandating use of lead-free materials in water system replacements, repairs, and new installations. We have no known lead service lines in our systems. We test and treat, if necessary, water sources to confirm that the water delivered to customer meters meets all water quality standards and is not corrosive toward plumbing materials.**

The water we deliver to your property meets lead standards. However, if present, elevated levels of lead can cause serious health problems, especially for pregnant women and young children. Lead in drinking water is primarily from materials and components associated with service lines and home plumbing (for example, lead solder used to join copper plumbing, and brass and other lead-containing fixtures).

Cal Water is responsible for providing high-quality drinking water to our customers' meters, but cannot control the variety of materials used in properties' plumbing components. When your water has been sitting for several hours, you can minimize the potential for lead exposure by flushing your tap for 30 seconds to 2 minutes before using water for drinking or cooking.

If you are concerned about lead in your water, you may wish to have your water tested by a certified lab. More information about lead in drinking water can be found through the Safe Drinking Water Hotline at (800) 426-4791 or [www.epa.gov/safewater/lead](http://www.epa.gov/safewater/lead).

## TESTING FOR LEAD IN SCHOOLS

The State of California required that all public schools built before 2010 test for lead in their drinking water. We are committed to supporting our school districts' efforts to protect students and confirm that the drinking water at their school sites are below regulatory limits. We completed those tests, working with all school districts in our service area that serve kindergarten through 12th grade to develop sampling plans, test samples, and conduct follow-up monitoring, if needed, for corrective actions. The state will require us to retest most schools beginning in 2027.

Please see our [Testing for Lead in Schools](#) web page for more information. For specific information regarding local school data, see the [State web portal's lead sampling in schools page](#).

## LEAD AND COPPER RULE

The Lead and Copper Rule requires us to test water inside a representative number of homes that have plumbing most likely to contain lead and/or lead solder to

determine the presence of lead and copper or any action level exceedance. An action level is the concentration of a contaminant which, when exceeded, triggers corrective actions before it becomes a health concern. If action levels are exceeded, either at a customer's home or system-wide, we work with the customer to investigate the issue and/or implement corrosion control treatment to reduce lead levels.

## LEAD SERVICE LINE INVENTORY (LSLI)

Protecting our customers' health and safety is our highest priority. As part of this commitment, we have been working to identify any old water service lines and fittings that may contain lead so that customers can make necessary replacements. This effort complies with EPA's 2021 Lead and Copper Rule Revisions, which require that public water systems comply with the regulations starting on October 16, 2024. These requirements include an initial service line inventory. You can find maps that provide details of our ongoing service line inventory at [www.calwater.com/lsli](http://www.calwater.com/lsli).

**In your system, results from our lead monitoring program, conducted in accordance with the Lead and Copper Rule, were below the action level for the presence of lead.**

## In April 2024, EPA finalized a National Primary Drinking Water Regulation (NPDWR) for six PFAS in drinking water:

- MCL of 4 ppt for PFOS and PFOA.
- MCL of 10 ppt for PFHxS, PFNA, and GenX.
- Hazard Index of 1.0 combined for PFHxS, PFNA, PFBS, and GenX.

Water systems must begin monitoring for these PFAS by 2027 and comply with the regulation by 2029.

Because protecting our customers' health and safety is our highest priority, we are committed to complying with all requirements set by the public health experts. We had prepared for the EPA regulation and its potential impact on—and any treatment needed in—our systems, and had already evaluated the impact of the proposed regulation so that we were prepared to comply with the final MCLs.

We also have protocols to test our water sources for compliance with the new MCLs. We have long followed recommendations from DDW, and even went beyond by testing every active source in our California systems years ago. Although not required at the time, we believed it was the right thing to do. In any cases across our service areas where detections were above the levels at which state public health experts have recommended water suppliers take action (the previous response level), we took the affected sources out of service until treatment was/could be installed.

Our active water sources are in compliance with current California response levels, based on the running annual average at each site. The response level, which is the level at which a water system should make operational changes to reduce the concentration of a compound, is set with a margin of protection for all people (including sensitive populations) over a lifetime of exposure.

Additionally, we believe a comprehensive approach is needed to properly address the situation. We urged the EPA to establish a consistent, science-based standard as quickly as feasible, and strongly supported state legislation that will prohibit the sale and use of certain products that contain PFAS, require the certification of accurate testing methods for PFAS, and establish a publicly accessible database that houses the sources of PFAS entering water supplies. We have also filed lawsuits to hold PFAS manufacturers responsible—and ultimately prevent our customers from bearing the costs of treatment, to the extent possible—and are pursuing grants where available to further offset customer cost impacts.

As background, PFAS are manmade compounds that have been used to make carpets, clothing, fabrics for furniture, paper packaging for food, and other materials (e.g., cookware) that are resistant to water, grease, or stains. These compounds are also used for firefighting at airfields, which is one way they have found their way into groundwater in certain areas.

Studies indicate that long-term exposure to PFAS over certain levels could have adverse health effects, including developmental effects to fetuses during pregnancy or infants; cancer; or impacts on liver, immunity, thyroid, and other functions. Potential health effects related to PFAS are still being studied, and research is still evolving on this issue.

More information on  
PFAS is available  
on the [DDW web site](#)  
and the PFAS page on  
[calwater.com](#).

# KEY DEFINITIONS

**IN COMPLIANCE:** Does not exceed any applicable MCL, SMCL, or action level, as determined by DDW. For some compounds, compliance is determined by averaging the results for one source over a one-year period.

**LEVEL 1 ASSESSMENT:** A Level 1 assessment is a study of the water system to identify potential problems and determine, if possible, why total coliform bacteria have been found in the system.

**LEVEL 2 ASSESSMENT:** A Level 2 assessment is a very detailed study of the water system to identify potential problems and determine, if possible, why an *E. coli* MCL violation has occurred and/or why total coliform bacteria have been found in the system on multiple occasions.

**MAXIMUM CONTAMINANT LEVEL (MCL):** The highest level of a contaminant that is allowed in drinking water. Primary MCLs are set as close to the PHGs or MCLGs as is economically and technologically feasible. Secondary MCLs (SMCLs) are set to protect the odor, taste, and appearance of drinking water.

**MAXIMUM CONTAMINANT LEVEL GOAL (MCLG):** The level of a contaminant in drinking water below which there is no known or expected risk to health. MCLGs are set by the U.S. Environmental Protection Agency.

**MAXIMUM RESIDUAL DISINFECTANT LEVEL (MRDL):** The highest level of a disinfectant allowed in drinking water. There is convincing evidence that addition of a disinfectant is necessary for control of microbial contaminants.

**MAXIMUM RESIDUAL DISINFECTANT LEVEL GOAL (MRDLG):** The level of a drinking water disinfectant below which there is no known or expected risk to health. MRDLGs do not reflect the benefits of the use of disinfectants to control microbial contaminants.

**NOTIFICATION LEVEL (NL) AND RESPONSE LEVEL (RL):** Health-based advisory levels for unregulated contaminants in drinking water. They are used by DDW to provide guidance to drinking water systems.

**PRIMARY DRINKING WATER STANDARDS (PDWS):** MCLs, MRDLs, and TTs for contaminants that affect health along with their monitoring, reporting, and water treatment requirements.

**PUBLIC HEALTH GOAL (PHG):** The level of a contaminant in drinking water below which there is no known or expected risk to health. PHGs are set by the California Environmental Protection Agency without regard to technological or economic feasibility.

**REGULATORY ACTION LEVEL (AL):** The concentration of a contaminant which, if exceeded, triggers treatment or other requirements that a water system must follow.

**TREATMENT TECHNIQUE (TT):** A required process intended to reduce the level of a contaminant in drinking water.

**VARIANCES AND EXEMPTIONS:** Permissions from the State Board to exceed an MCL or not comply with a TT under certain conditions.

## STANDARD ABBREVIATIONS

|       |  |
|-------|--|
| AL    | Action level                                       |
| Max   | Maximum  |
| MFL   | Million fibers per liter                           |
| Min   | Minimum  |
| N/A   | Not applicable                                     |
| ND    | Contaminant not detected                           |
| NL    | Notification level                                 |
| NTU   | Nephelometric turbidity unit                       |
| pCi/L | Picocuries per liter (a measure of radiation)      |
| ppb   | Parts per billion or micrograms per liter (µg/L)   |
| ppm   | Parts per million or milligrams per liter (mg/L)   |
| ppq   | Parts per quadrillion or picogram per liter (pg/L) |
| ppt   | Parts per trillion or nanograms per liter (ng/L)   |
| RAA   | running annual average                             |
| µS/cm | Microsiemens/centimeter                            |

# TABLE INTRODUCTION

Every year, Cal Water performs hundreds of thousands of tests to monitor the quality of our water. If any contaminants are detected, they are included in this annual water quality report. However, most of the contaminants we test for are not detected, so they are not listed.

See the [Potential Contaminants web page](#) for a complete list of contaminants for which we test.

In the table, water quality test results are divided into four major sections: “Primary Drinking Water Standards,” “Secondary Drinking Water Standards,” “State-Monitored Contaminants with Notification Levels,” and “Unregulated Compounds.” Primary standards protect public health by limiting the levels of certain constituents in drinking water. Secondary standards are set for substances that don’t impact health but could affect the water’s taste, odor, or appearance. Some unregulated substances (hardness and sodium, for example) are included for your information. The State allows us to monitor for some contaminants less than once per year because the concentrations of these contaminants do not change frequently. As such, some of our data, though representative, are more than one year old.

## SUBSTANCE SOURCES

|           |   |           |   |
|-----------|---|-----------|---|
| <b>DI</b> | Byproduct of drinking water disinfection  | <b>IO</b> | Substances that form ions when in water   |
| <b>DS</b> | Drinking water disinfectant added for treatment   | <b>IW</b> | Industrial waste  |
| <b>EN</b> | Naturally present in the environment  | <b>RU</b> | Runoff/leaching from natural deposits   |
| <b>ER</b> | Erosion of natural deposits   | <b>RS</b> | Residue from some surface water treatment processes   |
| <b>FE</b> | Human and animal waste  | <b>SO</b> | Soil runoff   |
| <b>FL</b> | Water additive that promotes strong teeth; discharge from fertilizer and aluminum factories | <b>SP</b> | Discharge from steel and pulp mills and chrome plating  |
| <b>FR</b> | Runoff and leaching from fertilizer use; leaching from septic tanks and sewage              | <b>SW</b> | Seawater influence  |
| <b>IC</b> | Internal corrosion of household plumbing systems  | <b>WD</b> | Leaching from wood preservatives  |
| <b>IM</b> | Discharge from industrial manufacturers   | <b>UR</b> | Unregulated constituents with no source listed and that do not have standardized “source of substance” language |

Our testing equipment is so sensitive, it can detect constituents as small as 1 part per trillion. That is equivalent to 1 inch over 15 million miles.



# 2025 WATER QUALITY

## PRIMARY DRINKING WATER STANDARDS

| Microbiological                   | Year Tested | Unit             | MCL  | PHG (MCLG) | In Compliance | Distribution System-Wide    |                        | Source     |
|-----------------------------------|-------------|------------------|------|------------|---------------|-----------------------------|------------------------|------------|
|                                   |             |                  |      |            |               | Highest Monthly             |                        |            |
| Fecal coliform and <i>E. coli</i> | 2025        | Positive Samples | 0    | (0)        | Yes           | 0                           |                        | FE         |
| Radiological                      | Year Tested | Unit             | MCL  | PHG (MCLG) | In Compliance | Groundwater                 |                        | Source     |
| Uranium                           | 2025        | pCi/L            | 20   | 0.43 (0)   | Yes           | Range                       | Average                | ER         |
|                                   |             |                  |      |            |               | 1.2–1.9                     | 1.5                    |            |
| Inorganic Chemicals               | Year Tested | Unit             | MCL  | PHG (MCLG) | In Compliance | Groundwater                 |                        | Source     |
| Aluminum                          | 2025        | ppm              | 1    | 0.6        | Yes           | Range                       | Average                | ER, RS     |
| Hexavalent chromium               | 2025        | ppb              | 10   | 0.02       | Yes           | 1.7–4.6                     | 3.1                    | ER, IM     |
| Chromium (total)                  | 2025        | ppb              | 50   | (100)      | Yes           | ND–30                       | 12                     | ER, SP     |
| Fluoride                          | 2023–2025   | ppm              | 2    | 1 (4.0)    | Yes           | 0.11–0.12                   | 0.12                   | ER, FL     |
| Lead and Copper                   | Year Tested | Unit             | AL   | PHG (MCLG) | In Compliance | Distribution System-Wide    |                        | Source     |
| Copper                            | 2024        | ppm              | 1.3  | 0.3        | Yes           | 90 <sup>th</sup> Percentile | Samples > AL           | IC, ER, WD |
| Lead                              | 2024        | ppb              | 15   | 0.2        | Yes           | 0.11                        | 0 of 10                | IC, IM, ER |
|                                   |             |                  |      |            |               | ND                          | 0 of 10                |            |
| Disinfection Byproducts           | Year Tested | Unit             | MCL  | PHG (MCLG) | In Compliance | Distribution System-Wide    |                        | Source     |
| Total haloacetic acids (THAA)     | 2025        | ppb              | 60   | N/A        | Yes           | Range                       | Highest Annual Average | DI         |
| Total trihalomethane (TTHM)       | 2025        | ppb              | 80   | N/A        | Yes           | ND                          | ND                     | DI         |
|                                   |             |                  |      |            |               | 10                          | 10                     |            |
| Disinfectants                     | Year Tested | Unit             | MRDL | MRDLG      | In Compliance | Distribution System-Wide    |                        | Source     |
| Free chlorine                     | 2025        | ppm              | 4    | 4          | Yes           | Range                       | Average                | DS         |
|                                   |             |                  |      |            |               | 0.66–1.5                    | 0.96                   |            |

Contaminants not detected (ND) are not listed.

# 2025 WATER QUALITY

## SECONDARY DRINKING WATER STANDARDS

| Contaminants            | Year Tested | Unit | SMCL | PHG (MCLG) | In Compliance | Groundwater |         | Source |
|-------------------------|-------------|------|------|------------|---------------|-------------|---------|--------|
|                         |             |      |      |            |               | Range       | Average |        |
| Aluminum                | 2025        | ppb  | 200  | 600        | Yes           | ND–62       | ND      | ER, RS |
| Chloride                | 2023–2025   | ppm  | 500  | N/A        | Yes           | 49–51       | 50      | RU, SW |
| Specific conductance    | 2023–2025   | US   | 1600 | N/A        | Yes           | 630–690     | 660     | SW, IO |
| Sulfate                 | 2023–2025   | ppm  | 500  | N/A        | Yes           | 46          | 46      | RU, IW |
| Total dissolved solids  | 2023–2025   | ppm  | 1000 | N/A        | Yes           | 400         | 400     | RU     |
| Turbidity (groundwater) | 2023–2025   | NTU  | 5    | N/A        | Yes           | ND–0.18     | ND      | SO     |

## STATE-REGULATED CONTAMINANTS WITH NOTIFICATION LEVELS

| Contaminants                  | Year Tested | Unit | NL | PHG (MCLG) | In Compliance | Groundwater |         | Source |
|-------------------------------|-------------|------|----|------------|---------------|-------------|---------|--------|
|                               |             |      |    |            |               | Range       | Average |        |
| Boron                         | 2025        | ppm  | 1  | N/A        | Yes           | 0.26–0.28   | 0.27    | UR     |
| N-Nitrosodiethylamine         | 2025        | ppt  | 10 | N/A        | Yes           | ND–2.0      | ND      | UR     |
| N-Nitrosodimethylamine (NDMA) | 2025        | ppt  | 10 | 3          | Yes           | ND–2.0      | ND      | UR     |
| Vanadium                      | 2025        | ppb  | 50 | N/A        | Yes           | ND–8.2      | 5.0     | UR     |

## UNREGULATED COMPOUNDS AND UNREGULATED CONTAMINANT MONITORING RULE (UCMR)

| Constituents       | Year Tested | Unit  | NL  | PHG (MCLG) | In Compliance | Groundwater |         | Source |
|--------------------|-------------|-------|-----|------------|---------------|-------------|---------|--------|
|                    |             |       |     |            |               | Range       | Average |        |
| Alkalinity (total) | 2023–2025   | ppm   | N/A | N/A        | N/A           | 240         | 240     | UR     |
| Calcium            | 2025        | ppm   | N/A | N/A        | N/A           | 40–44       | 42      | UR     |
| Hardness (total)   | 2025        | ppm   | N/A | N/A        | N/A           | 251–262     | 257     | UR     |
| Potassium          | 2025        | ppm   | N/A | N/A        | N/A           | 2.4–3.2     | 2.7     | UR     |
| Magnesium          | 2025        | ppm   | N/A | N/A        | N/A           | 36–38       | 37      | UR     |
| Sodium             | 2025        | ppm   | N/A | N/A        | N/A           | 46–51       | 48      | UR     |
| pH                 | 2025        | Units | N/A | N/A        | N/A           | 7.3–8.0     | 7.7     | UR     |

Contaminants not detected (ND) are not listed.



Thanks for taking the time  
to learn more about your  
water quality.

Even more information awaits you at [calwater.com](https://www.calwater.com).

Visit our web site to get information about your account, water-use history, water rates, and water system. You will also find water-saving tips and news about water conservation programs and rebates available in your area.

- ▶ [Conservation resources](#)
- ▶ [Lead in water](#)
- ▶ [Water treatment and disinfection](#)
- ▶ [Protecting the water supply](#)



Quality. Service. Value.®